

EFED MANAGEMENT SUITE

AWARD MANAGEMENT FEATURE GUIDE

Version Date: 08.07.2025

Written by Ben Hall

Contents

OVERVIEW	2
LOCATION	2
FIRST USE.....	2
CRONJOBS	3
SELECTING WINNERS FOR CURRENT AWARD PERIODS	3
SELECTING WINNERS FOR PAST AWARD PERIODS.....	3
DISPLAYING WINNERS ON YOUR WEBSITE	4
CHANGING THE LOOK OF YOUR AWARD FUNCTION	5
MANAGING AWARDS	8
EDIT A CURRENT AWARD	8
VIEW AWARD HISTORY.....	9
ADD A NEW AWARD.....	9

OVERVIEW

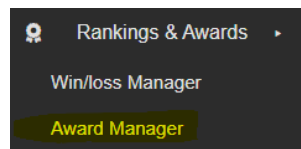
The eMS Award Management feature is designed to allow a user to manage pre-programmed awards such as:

- Superstar of the Week
- Superstar of the Month
- Superstar of the Year

An advanced user may also create their own time-frame based award.

LOCATION

The Award Management feature can be found under the Rankings & Awards section in the eMS dashboard, titled Award Manager.



FIRST USE

After turning the feature on via the features toggle, navigate to Rankings & Awards -> Award Manager. You *may* need to refresh your dashboard to see the new option.

Character Award Management

[Add New Award](#)

Award System Stats

- Active Awards: 3
- Missing Current Period: 0
- Awards With No Winner Yet: 2
- Periods Ending in Next 7 Days: 1

Current Award Periods

You may change the winner any time during the award period. At the end of the period, the selected character will be the one logged as the winner for that period.

Award Name	Start	End	Winner	Actions		
Superstar of the Week	2025-08-03	2025-08-09	Test	Select Winner	Edit Award	History
Superstar of the Month	2025-08-01	2025-08-31	NOT SELECTED	Select Winner	Edit Award	History
Superstar of the Year	2025-01-01	2025-12-31	NOT SELECTED	Select Winner	Edit Award	History

Past Award Periods

Award	Period	Winner	Action
Superstar of the Week	2025-07-27 to 2025-08-02	Select winner...	Save
Superstar of the Week	2025-07-20 to 2025-07-26	Select winner...	Save
Superstar of the Week	2025-07-13 to 2025-07-19	Select winner...	Save

CRONJOBS

You should have already created your cronjobs during installation. But if not, they are:

```
//Checks for the end of award periods every night at midnight  
0 0 * * *php /home/benhall/public_html/3060/admin/cron/renew_awards.php
```

SELECTING WINNERS FOR CURRENT AWARD PERIODS

Initial periods should be reviewed first, with winners being selected if the period is coming to an end soon. More than likely this will be the Superstar of the Week and possibly Superstar of the Month.

IMPORTANT: Some installations may have an error where the Superstar of the Week period is set for more than 7 days [6/10-10/10]. If this is the case, please contact us at contact@benhall.club for assistance. We will attempt to push an update to fix this in future downloads.

To select a winner, click the Select Winner button.

Current Award Periods						
<small>You may change the winner any time during the award period. At the end of the period, the selected character will be the one logged as the winner for that period</small>						
Award Name	Start	End	Winner	Actions		
Superstar of the Week	2025-06-15	2026-10-10	NOT SELECTED	Select Winner	Edit Award	History

Select your winner for the period in the dropdown, and click Save Winner.

Select Winner for "Superstar of the Week"

Period: 2025-08-03 - 2025-08-09

Select Character:

SELECTING WINNERS FOR PAST AWARD PERIODS

Upon turning the feature on for the first time, there will be past award periods that have come and gone since original development that you may want to select a winner for historical purposes.

This can be done by finding a past award period with no winner selected, choosing a character in the drop down, and clicking Save.

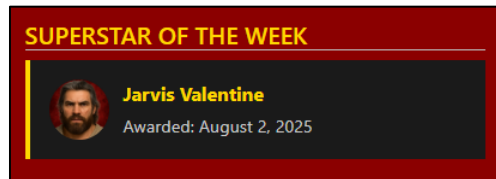
Past Award Periods			
Award	Period	Winner	Action
Superstar of the Week	2025-07-27 to 2025-08-02	Select winner... ▼	Save
Superstar of the Week	2025-07-20 to 2025-07-26	Select winner... ▼	Save

Once an award period is passed, you are unable to edit the winner at this time. Please ensure that you select correctly. We will be looking to update this to include editing at a later time.

IMPORTANT: Some installations may not show award periods prior to 06/01/2025. If this is the case, please contact us at contact@benhall.club for assistance. We will attempt to push an update to fix this in future downloads.

DISPLAYING WINNERS ON YOUR WEBSITE

Awards are shown on character profiles by default. But to display them on your website, you must include a PHP function in your HTML template.



By default, we have functions for both Superstar of the Week and Superstar of the Month provided in the custom functions file. Advanced users may add a Superstar of the Year or a custom award function by using these as a base.

Just copy and paste the function directly to your HTML in eMS.

THE FUNCTION TO INCLUDE SUPERSTAR OF THE WEEK

```
<?php display_current_superstar_of_week(); ?>
```

THE FUNCTION TO INCLUDE SUPERSTAR OF THE MONTH

```
<?php display_current_superstar_of_month(); ?>
```

CHANGING THE LOOK OF YOUR AWARD FUNCTION

You may change the look and feel of your Superstar of the Week and Superstar of the Month blocks (included by function) by updating your `custom_functions.css` file. Both use the same CSS. However, a more advanced user may also update how the block displays by editing the custom function directly.

AWARD CSS

The following CSS is found in your `custom_functions.css` file and can be edited via the CSS editor in the dashboard.

```
/* Superstar of the Week */
.cf-superstar {
  display: flex;
  align-items: center;
  padding: 16px;
  background-color: #1a1a1a;
  color: #f5f5f5;
  border-left: 4px solid gold;
}

.cf-superstar-link {
  margin-right: 12px;
}

.cf-superstar-img {
  width: 50px;
  height: 50px;
  object-fit: cover;
  border-radius: 50%;
}

.cf-superstar-name {
  margin: 0;
  font-weight: bold;
  color: gold;
}

.cf-superstar-date {
  margin: 4px 0 0;
  color: #ccc;
  font-size: 0.9rem;
}
```

AWARD FUNCTIONS

An advanced user may want to update the look and feel of the awards by directly editing the functions themselves. These can be edited using the Custom Function editor in the dashboard.

Superstar of the week is #11 while Superstar of the Month is #13. These can also be used to create new custom functions for other awards if an user is advanced at coding.

```
// 11) Superstar of the Week
function get_current_superstar_of_week() {
    global $db;
    $sql = "
        SELECT cap.winner_id, c.name AS character_name, cap.start_date, cap.end_date
        FROM character_award_periods cap
        JOIN character_awards ca ON cap.award_id = ca.id
        JOIN characters c ON cap.winner_id = c.id
        WHERE ca.name = 'Superstar of the Week'
        AND cap.winner_id IS NOT NULL
        AND cap.end_date <= CURDATE()
        ORDER BY cap.end_date DESC
        LIMIT 1
    ";
    if ($stmt = $db->prepare($sql)) {
        $stmt->execute();
        $res = $stmt->get_result();
        return $res->fetch_assoc() ?: false;
    }
    return false;
}
```

```
function display_current_superstar_of_week() {
    $award = get_current_superstar_of_week();
    echo '<h5 class="section-title">SUPERSTAR OF THE WEEK</h5>';
    if (!$award) {
        echo '<div class="cf-section">No Superstar of the Week selected yet.</div>';
        return; }
    $id = (int)$award['winner_id'];
    $name = htmlspecialchars($award['character_name'], ENT_QUOTES, 'UTF-8');
    $date = date('F j, Y', strtotime($award['end_date']));
    $img = "/render_character_image.php?character_id={$id}&series_id=3";
    $url = "/roster/{$id}";

    echo '<div class="cf-superstar">'
        . '<a href="' . $url . '" class="cf-superstar-link">'
        . ''
        . '</a>'
    ;
}
```

```

    . '<div>'
    . '<p class="cf-superstar-name">' . $name . '</p>'
    . '<p class="cf-superstar-date">Awarded: ' . $date . '</p>'
    . '</div>'
    . '</div>';
}

```

SUPERSTAR OF THE MONTH FUNCTION

// 13) Superstar of the month

```

function get_current_superstar_of_month() {
    global $db;
    $sql = "
        SELECT cap.winner_id, c.name AS character_name, cap.start_date, cap.end_date
        FROM character_award_periods cap
        JOIN character_awards ca ON cap.award_id = ca.id
        JOIN characters c ON cap.winner_id = c.id
        WHERE ca.name = 'Superstar of the Month'
        AND cap.winner_id IS NOT NULL
        AND cap.end_date <= CURDATE()
        ORDER BY cap.end_date DESC
        LIMIT 1
    ";
    if ($stmt = $db->prepare($sql)) {
        $stmt->execute();
        $res = $stmt->get_result();
        return $res->fetch_assoc() ? true : false;
    }
    return false;
}

```

```

function display_current_superstar_of_month() {
    $award = get_current_superstar_of_month();
    echo '<h5 class="section-title">SUPERSTAR OF THE MONTH</h5>';
    if (!$award) {
        echo '<div class="cf-section">No Superstar of the Month selected yet.</div>';
        return;
    }
    $id = (int)$award['winner_id'];
    $name = htmlspecialchars($award['character_name'], ENT_QUOTES, 'UTF-8');
    $date = date('F j, Y', strtotime($award['end_date']));
    $img = "/render_character_image.php?character_id={$id}&series_id=3";
    $url = "/roster/{$id}";

    echo '<div class="cf-superstar">'
        . '<a href="' . $url . '" class="cf-superstar-link">'
        . ''
        . '</a>'

```

```

    . '<div>'
    . '<p class="cf-superstar-name">' . $name . '</p>'
    . '<p class="cf-superstar-date">Awarded: ' . $date . '</p>'
    . '</div>'
    . '</div>';
}

```

MANAGING AWARDS

There are a few things you can do to manage awards. We plan to update this feature with more functionality at a later date.

EDIT A CURRENT AWARD

To edit a current award, you would select Edit Award next to the one you want to update.

Award Name	Start	End	Winner	Actions		
Superstar of the Week	2025-08-03	2025-08-09	Test	Select Winner	Edit Award	History
Superstar of the Month	2025-08-01	2025-08-31	NOT SELECTED	Select Winner	Edit Award	History
Superstar of the Year	2025-01-01	2025-12-31	NOT SELECTED	Select Winner	Edit Award	History


This allows you to edit the award name, if it is active or not, and the award image.

Edit Award: Superstar of the Week

Award Name:

Repeats:

Active

Current Image:


Delete current image

Upload New Image:
 No file chosen

Make the changes you would like and click Save Changes. Awards automatically repeat every period length. You do not need to enter anything into this box.

VIEW AWARD HISTORY

You may view your award history by clicking History next to the award you would like to view.

Award Name	Start	End	Winner	Actions		
Superstar of the Week	2025-08-03	2025-08-09	Test	Select Winner	Edit Award	History
Superstar of the Month	2025-08-01	2025-08-31	NOT SELECTED	Select Winner	Edit Award	History
Superstar of the Year	2025-01-01	2025-12-31	NOT SELECTED	Select Winner	Edit Award	History

Click the History, shows your full award history.

Period History for "Superstar of the Week"			
Back to Awards		Add New Period	
Start Date	End Date	Winner	Actions
2025-08-03	2025-08-09	Marie Van Claudio	Edit
2025-07-27	2025-08-02	Jarvis Valentine	Edit
2025-07-20	2025-07-26	Jarvis Valentine	Edit
2025-07-13	2025-07-19	Brick Bronson	Edit
2025-07-06	2025-07-12	Brick Bronson	Edit
2025-06-29	2025-07-05	Valkyrie Knox	Edit
2025-06-22	2025-06-28	Jarvis Valentine	Edit
2025-06-15	2025-06-21	Jarvis Valentine	Edit
2025-06-08	2025-06-14	B.R Ellis	Edit
2025-06-01	2025-06-07	Brick Bronson	Edit

It should be noted that on this page you may update award periods for awards individually by clicking the Edit button.

Edit Period for "Superstar of the Week"	
Start Date:	<input type="text" value="08/03/2025"/>
End Date:	<input type="text" value="08/09/2025"/>
<input type="button" value="Save Changes"/>	<input type="button" value="Cancel"/>

We advise against doing this unless you are an advanced user. We will be working on a bulk period updater in a future update.

Also note that the Add New Period button is currently not working and provides no functionality at this time.

ADD A NEW AWARD

You may add your own custom award by clicking the Add New Award button.

Character Award Management

[Add New Award](#)

Award System Stats

- Active Awards: 3
- Missing Current Period: 0
- Awards With No Winner Yet: 2
- Periods Ending in Next 7 Days: 1

To add your award, fill out the information it requests and click Save.

Add New Award

Award Name:

Bio Type:

Award Period Type:

Period Start Date:

Repeats:

Image (optional):
 No file chosen

As a reminder, new awards will need a custom function built to display as a box. However, they should show on character profiles.